



Raffar
Technology Corp.

Raffar Technology Corp.

RT5965

**16 channel PWM Constant Current LED Driver IC built-in SRAM for maximum
64 Time-Multiplexing LED Display**

2021/09

Version: 0.7

Description

RT5965 is a PWM constant current LED driver IC with built-in 32K-bit SRAM to support time-multiplexing up to 64 scans in high refresh rate program. The 16 constant current outputs of RT5965 are kept from influence of loading effect. The output current can be optimized by setting an external resistor and adjusted by 6-bit current gain.

By sending the complete frame data for the 32K-bit SRAM of RT5965, the display can be running on an efficiency of data transmission without increasing DCK clock frequency. Active the high refresh rate mode can easy to raise the display visual refresh rate without increasing the clock frequency. In addition, RT5965 also builds in innovative functions of eliminating ghost issue and relieving LED cross bright line caused by LED defected. A built-in smart power saving technology is helpful to reduce the power consumption of LED display.

Applications

Fine pitch full color LED display

Mini LED, Micro full color LED display

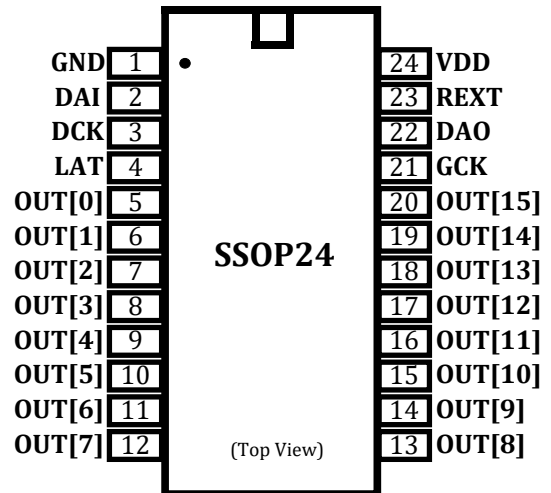
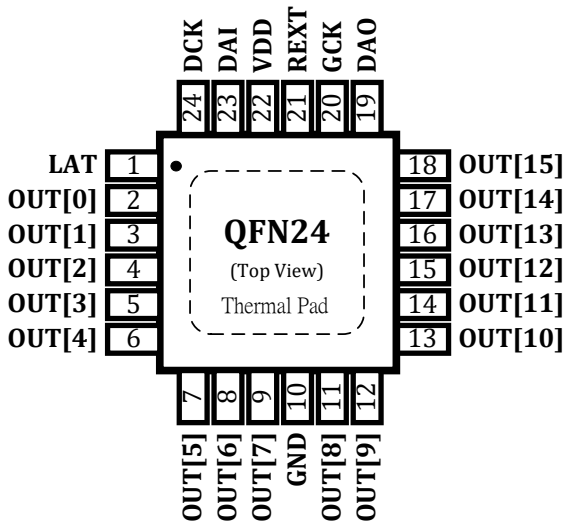
Package Information

No.	Part No.	Package
1	RT5965SS	SSOP24-150 mil-0.635 mm
2	RT5965QN	QFN24-4*4mm

Features

- Supply voltage : 3.3V~ 5.0V
- Support time-multiplexing from 1~64 scans with built-in 32K-bit SRAM
- 16 constant current outputs
- Constant current output range : 0.5~25mA @ VDD= 5.0V
- Selectable PWM control with spreading PWM pulse output mode to support HDR:
 - 16/15 bits grayscale level
 - 14/13 bits grayscale level to improve the visual refresh rate
- 64 steps current gain adjustment (40%~160%)
- High refresh rate mode
- Anti-ghost circuit and first-line dark compensation technology
- Eliminating bright line caused by defected LEDs
- LED open/short detection
- Smart power saving technology
- Low grayscale and brightness improvement functions
- Accurate constant output current driving:
 - Channel to Channel: $\pm 1\%$ (Typ.)
 - Chip to Chip: $\pm 1\%$ (Typ.)

Pin Assignment



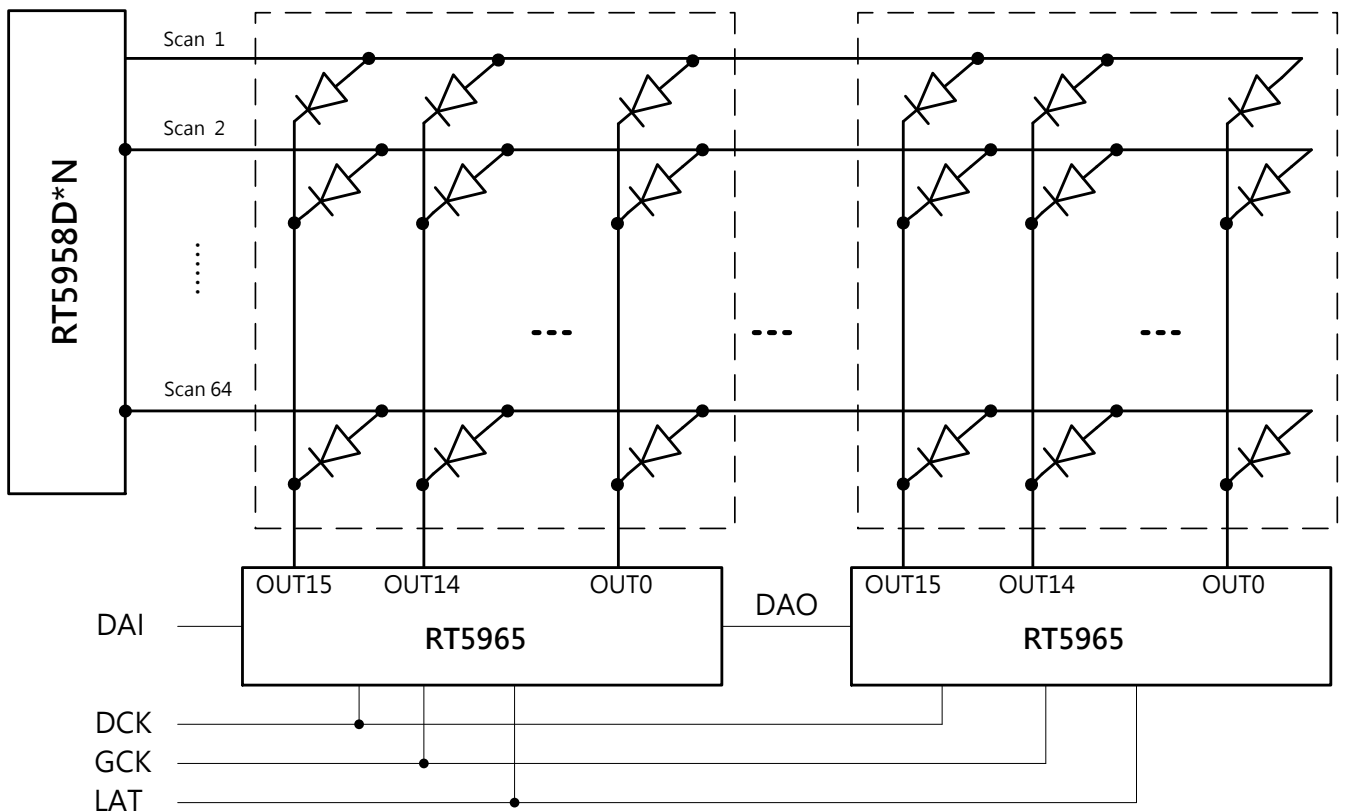
Pin Name	Description
GND	Ground terminal
DAI	Serial data input
DCK	Clock signal input for serial data
LAT	Input data strobe signal
OUT[0-15]	Constant current outputs
GCK	Clock signal input for gray scale
DAO	Serial data output
REXT	External resistor terminal , to set the output current
VDD	Supply voltage terminal
Thermal pad	QFN24: floating or connect to GND

The Typical Design Structure of scan type LED Display

The structure below shows the N-row multiplexing LED display application with RT5965.

RT5965 is controlled by the command data composing of DCK and LAT as well as DAI and DAO for PWM data. In the meanwhile, OUT0~OUT15 switch to different scan by RT5958D, Scan1~Scan64 (max.), for displaying the image data.

Note: The external resistor of REXT pin has to be pulled low to GND.



Note

The contents of this document are provided in connection with Raffar Technology Corporation products. Raffar reserves the right to make corrections, modifications, improvements, and other changes to the specifications and product descriptions at any time without notice.

Raffar products are not authorized and designed of intended for use in military/ aerospace/ automotive/ atomic energy control instruments applications or environment, or for other applications intended to support or sustain life. Raffar customer using and selling these products for use in such applications do so at their own risk. Raffar will not be responsible for any failure to meet such requirements.